



lumini Solucoes em Iluminacao LTDA
www.lumini.com.br
Email:laboratorio@lumini.com.br
Tel:+55 11 3437-5555 Fax:+55 11 3437-5555
Address:Rua Ferreira Viana, 716 - Socorro - São Paulo/SP

lumini

LumCAT:

Luminaire: concentra flex 34 c serie 3 fa

LampCAT: 2x modulo led 12W 30K irc 90

Ballast type: led driver 700mA

Report No:

Voltage(V): 127.6500

Test No:

Current(A): 0.2040

Number of Lamps: 1

Power (W): 25.8890

Lamp flux(lm): 2715.0

PF: 0.9940

Length(mm): 340

Width(mm): 40

Phm Type: C

Height(mm): 0

Photometric Results

Lumens(lm): 1582.09, Efficiency(%): 58.27% , Luminous Efficacy(lm/W): 61.11

Central intensity(cd): 2021.342, Maximum intensity(cd): 2021.342

Angle of maximum intensity: C=0.0 γ =0.0

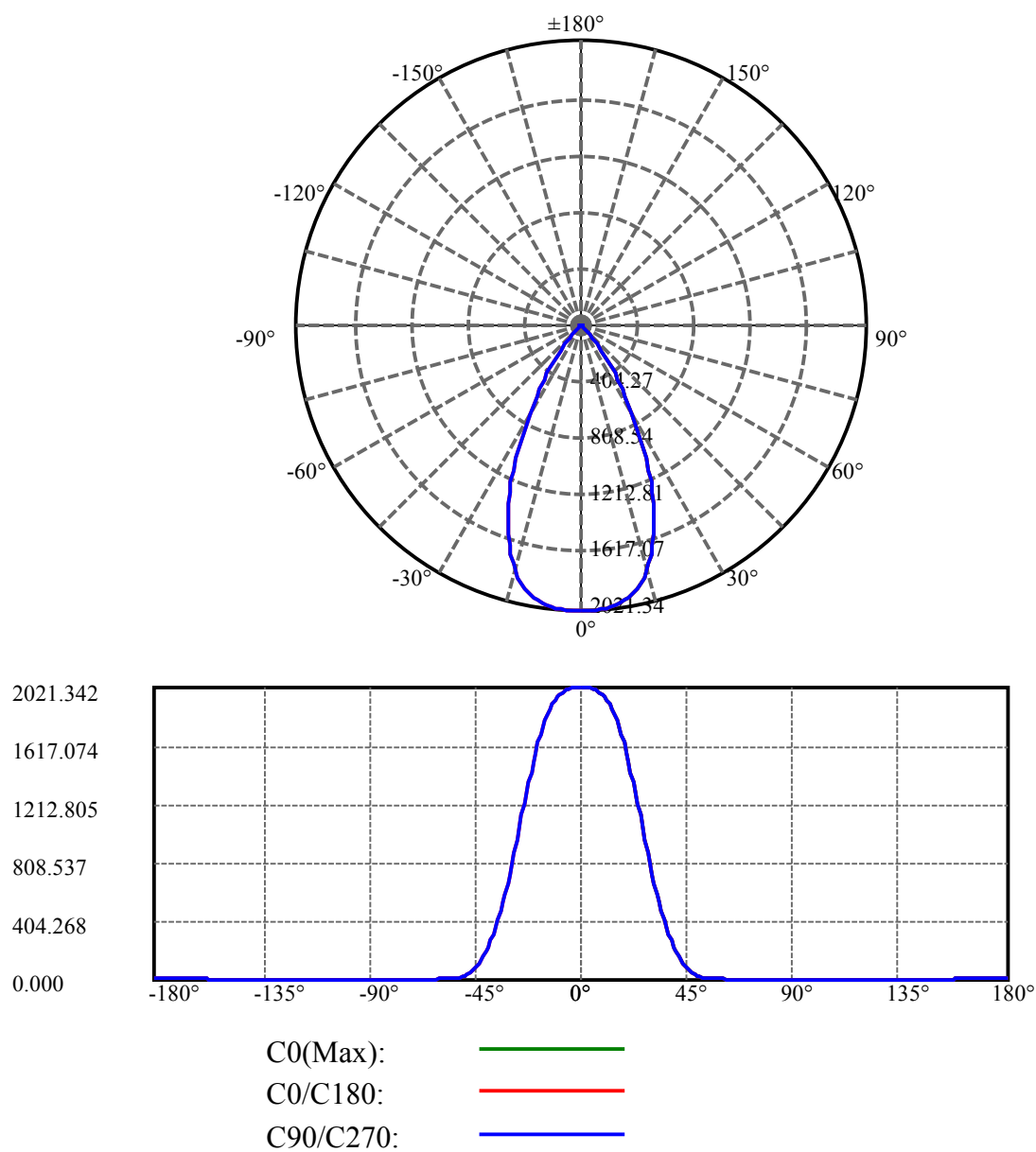
Beam angle of C0 plane : 52.93

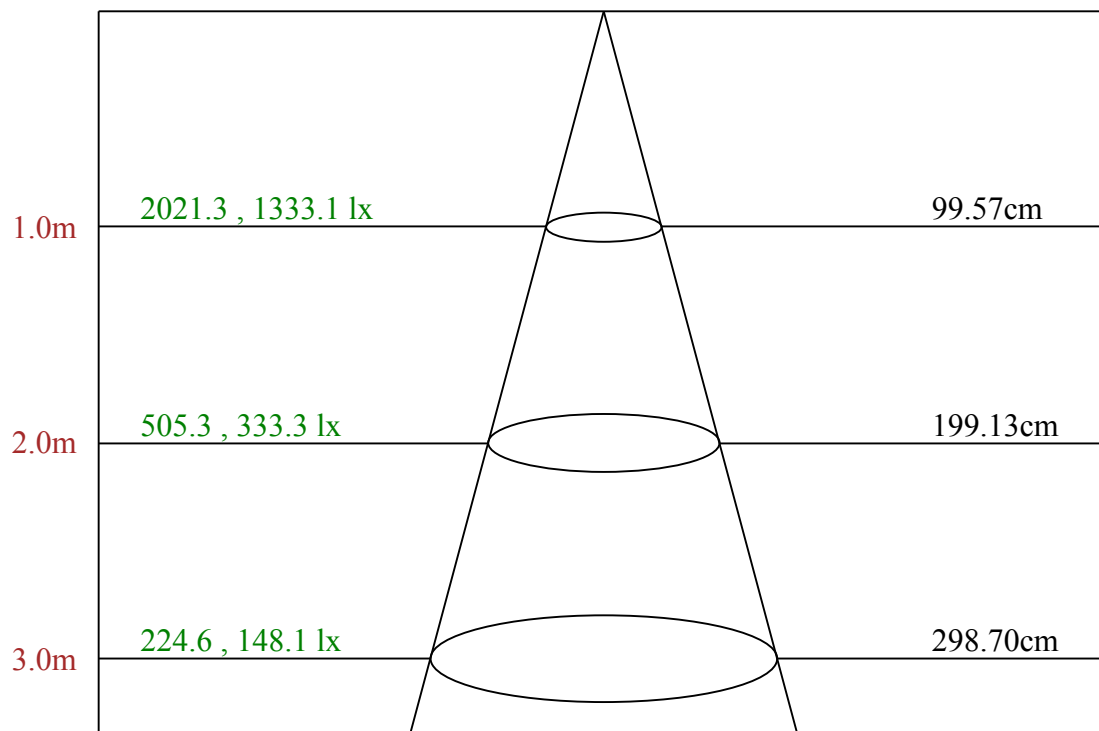
Aveage BeamAngle(IEC 61341):52.93

Equipment: equipamento lumini
Temperature(°C): 25.5

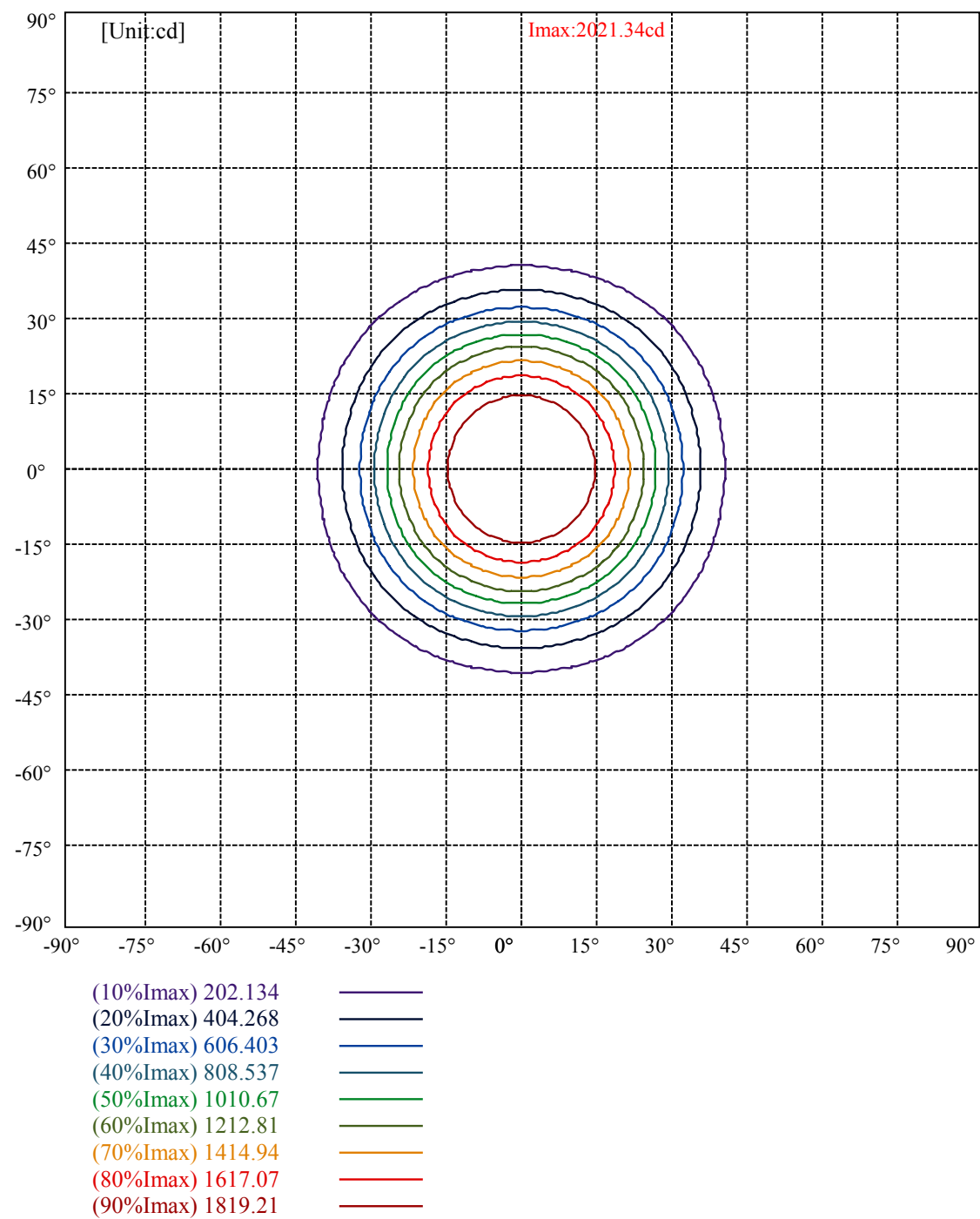
Date: 09/05/2025
Humidity(%): 60.0%

Operator: 01
Distance(m): 6.90





Max , Ave Beam angle of C0 plane 52.93



lumini

Luminance Limiting Curve(no luminous side)

Appendix Page: 5 Total:6

Luminance Table

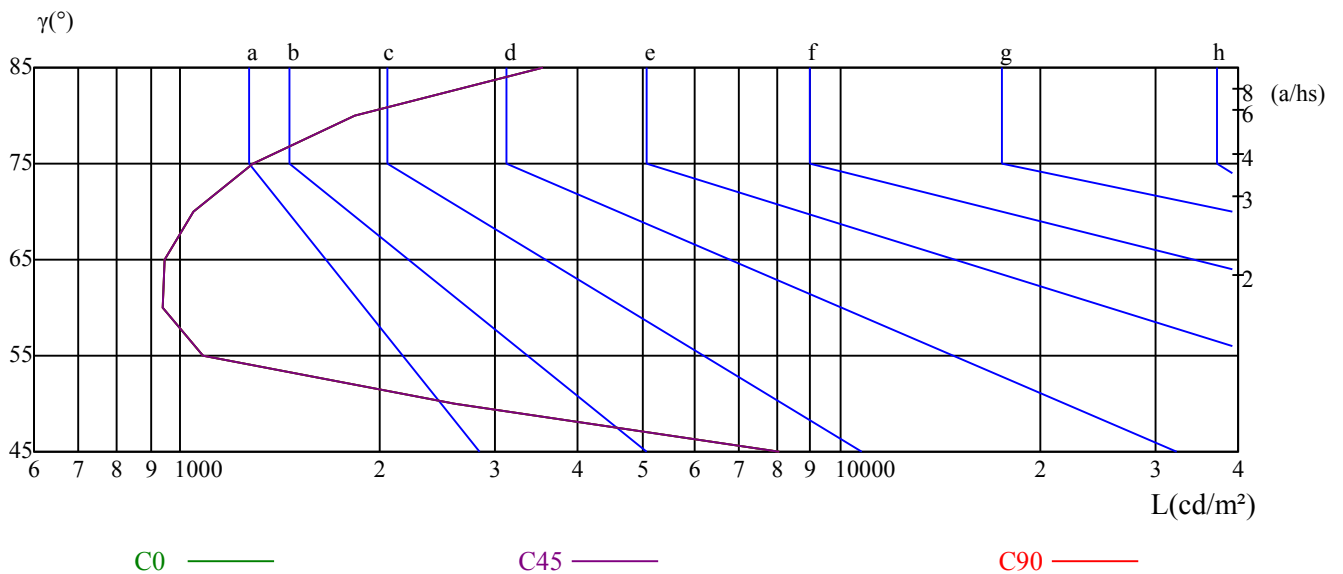
γ	45	50	55	60	65	70	75	80	85
C0	8086	2595	1081	941	943	1047	1292	1840	3545
C45	8086	2595	1081	941	943	1047	1292	1840	3545
C90	8086	2595	1081	941	943	1047	1292	1840	3545

L(Hor)(65)	L(Ver)(65)	L45(65)	L(Hor)(75)	L(Ver)(75)	L45(75)	L(Hor)(85)	L(Ver)(85)	L45(85)
943	943	943	1292	1292	1292	3545	3545	3545

Glare Table

Glare	Quality	Service Values Illuminance(lx)							
1.15	A	2000	1000	500	≤ 300				
1.5	B		2000	1000	500	≤ 300			
1.85	C			2000	1000	500	≤ 300		
2.2	D				2000	1000	500	≤ 300	
2.55	E					2000	1000	500	≤ 300
		a	b	c	d	e	f	g	h

Luminance Limiting Curve



Equipment: equipamento lumini
Temperature($^{\circ}$ C): 25.5

Date: 09/05/2025
Humidity(%): 60.0%

Operator: 01
Distance(m): 6.90

Illumination assessment according UGR											
Rf of Ceiling	70	70	50	50	30	70	70	50	50	30	
Rf of Wall	50	30	50	30	30	50	30	50	30	30	
Rf of Floor	20	20	20	20	20	20	20	20	20	20	
Room dimensions		Viewed crosswise					Viewed endwise				
X	Y										
2H	2H	18.37	19.31	18.77	19.66	20.03	18.47	19.41	18.87	19.76	20.13
	3H	18.18	19.01	18.60	19.39	19.78	18.28	19.11	18.70	19.49	19.89
	4H	18.09	18.86	18.52	19.25	19.67	18.19	18.96	18.63	19.36	19.77
	6H	18.03	18.73	18.48	19.15	19.59	18.13	18.84	18.59	19.25	19.70
	8H	17.98	18.65	18.44	19.08	19.53	18.08	18.76	18.54	19.18	19.64
	12H	17.95	18.59	18.41	19.02	19.48	18.06	18.69	18.52	19.13	19.59
4H	2H	18.06	18.83	18.50	19.22	19.64	18.16	18.93	18.60	19.33	19.74
	3H	17.84	18.48	18.30	18.92	19.38	17.94	18.59	18.40	19.02	19.48
	4H	17.79	18.35	18.26	18.81	19.30	17.89	18.45	18.36	18.91	19.40
	6H	17.70	18.19	18.21	18.68	19.18	17.81	18.30	18.31	18.79	19.28
	8H	17.69	18.15	18.21	18.64	19.16	17.80	18.25	18.32	18.75	19.26
	12H	17.72	18.14	18.24	18.63	19.19	17.83	18.25	18.35	18.74	19.30
8H	4H	17.60	18.06	18.12	18.55	19.07	17.70	18.16	18.22	18.65	19.17
	6H	17.53	17.90	18.07	18.42	18.97	17.64	18.01	18.17	18.52	19.08
	8H	17.60	17.91	18.16	18.47	19.01	17.70	18.02	18.27	18.57	19.11
	12H	17.68	17.92	18.26	18.47	19.04	17.79	18.03	18.36	18.58	19.15
12H	4H	17.56	17.97	18.08	18.46	19.03	17.66	18.08	18.18	18.56	19.13
	6H	17.53	17.85	18.10	18.40	18.94	17.64	17.95	18.20	18.50	19.04
	8H	17.58	17.82	18.15	18.37	18.94	17.68	17.92	18.26	18.47	19.04
Variation with the observer position at spacings:											
S = 1.0H		4.9/-10.5					4.9/-10.5				
S = 1.5H		7.5/-8.6					7.5/-8.6				
S = 2.0H		9.3/-7.3					9.3/-7.3				
Standard tables:		BK1					BK1				
Uncorrected UGR		-2.8					-2.8				

依据CIE Publ. 117 计算 UGR, S/H = 0.25